

Fire Stop Strip

Fire and smoke stop for linear gaps or imperfections of fit in buildings.

Installation Guidelines

PRODUCT

AIM Fire Stop Strip is made from high density Rockwool stonewool and is permanently held in place by compression without the need for adhesive or intumescent mastic. It prevents the passage of flame and smoke through the void being fire stopped.

For gaps greater than 100mm above masonry walls and partitions use AIM Partition Head Barrier.

PHYSICAL INFORMATION

- Thermal Conductivity: $\lambda = 0.034\text{W/mK}$
- Lengths: 1200mm
- Widths: up to 400mm
- Voids: 10 - 100mm
- (For voids 100mm to 600mm use AIM Partition Head Barrier)

STORAGE

Products are supplied in cartons and on wooden pallets with edge protection and a shower proof hood. Products should be stored away from the elements until ready for installation.


HEALTH & SAFETY

Insulation products supplied by AIM are considered to be inert articles and as such are exempt from requirements to provide a Safety Data Sheet.


A Product Safety and Handling Information Sheet is available upon request.

ITEMS REQUIRED FOR INSTALLATION


- PPE abrasion resistant gloves
- PPE impact resistant goggles
- RPE dust mask



INSTALLATION GUIDELINES



1
Check that the Fire Stop Strip is the correct thickness for the void. Fire Stop Strip should be installed under 5% compression.



2
Check that the width of the strip is correct for the fire rating required.



3
Fit the Fire Stop Strip into the void; if the substrate is rough then a temporary metal slip plate can be used.



4
If the Fire Stop Strip is not supported by a structural element (i.e. the head of a wall) then fixing clips should be used at 600mm centres to provide support.



5
When fitting Fire Stop Strip as an expansion joint the product is push fitted into place ensuring tight butt joints between sections of barrier.



6
When installing Fire Stop Strip against any form of flexible wall, two fixing clips should be used per length of barrier at maximum 600mm centres.

MAINTENANCE

This product does not contain moving parts and, if undisturbed in the cavity, requires no routine inspections or maintenance. It is recommended that the integrity of the barrier is rechecked if further works are carried out, which may involve disturbing the product.